
Green Integrated Solid Waste Management Plan

Charleston County Government

July 13, 2010



kessler consulting inc.
innovative waste solutions

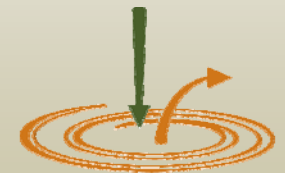
Green Plan

■ Council Directive

- Premier Program in the Southeast
- 40% Recycling

■ Activities

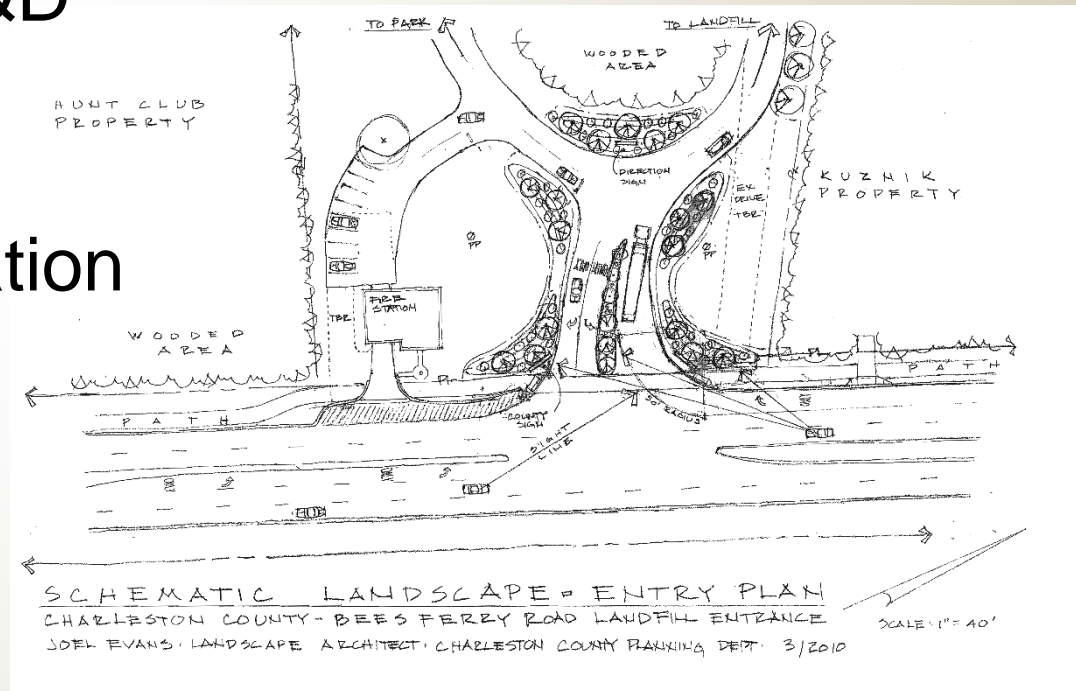
- Phase I: Interim Stabilization
- Phase II: Program Assessment
 - Accomplishments and Current Activities
 - Green Integrated Solid Waste Plan



Accomplishments & Current Activities

■ Landfill

- Suspended C&D cell disposal
- Staff consolidation
- Landfill gas analysis/study
- Landfill Site Improvements



Accomplishments & Current Activities

■ Compost

- 100% yard waste recovery
- More than doubled tonnage*
2009 = 13,000 2010 = 32,000
- Saved airspace value ~\$300,000 annually
- DHEC full approval for alternative daily cover
- Request plastic bag ban by November 1, 2010

**January to June time period*



Accomplishments & Current Activities

■ Collection/Recycling

*Expanded Collection/Recycling Services
Without Additional Staff*

- All plastics (#1 – #7)
- All paper (corrugated)
- Additional neighborhoods
- Evaluated processing options for public/private partnerships



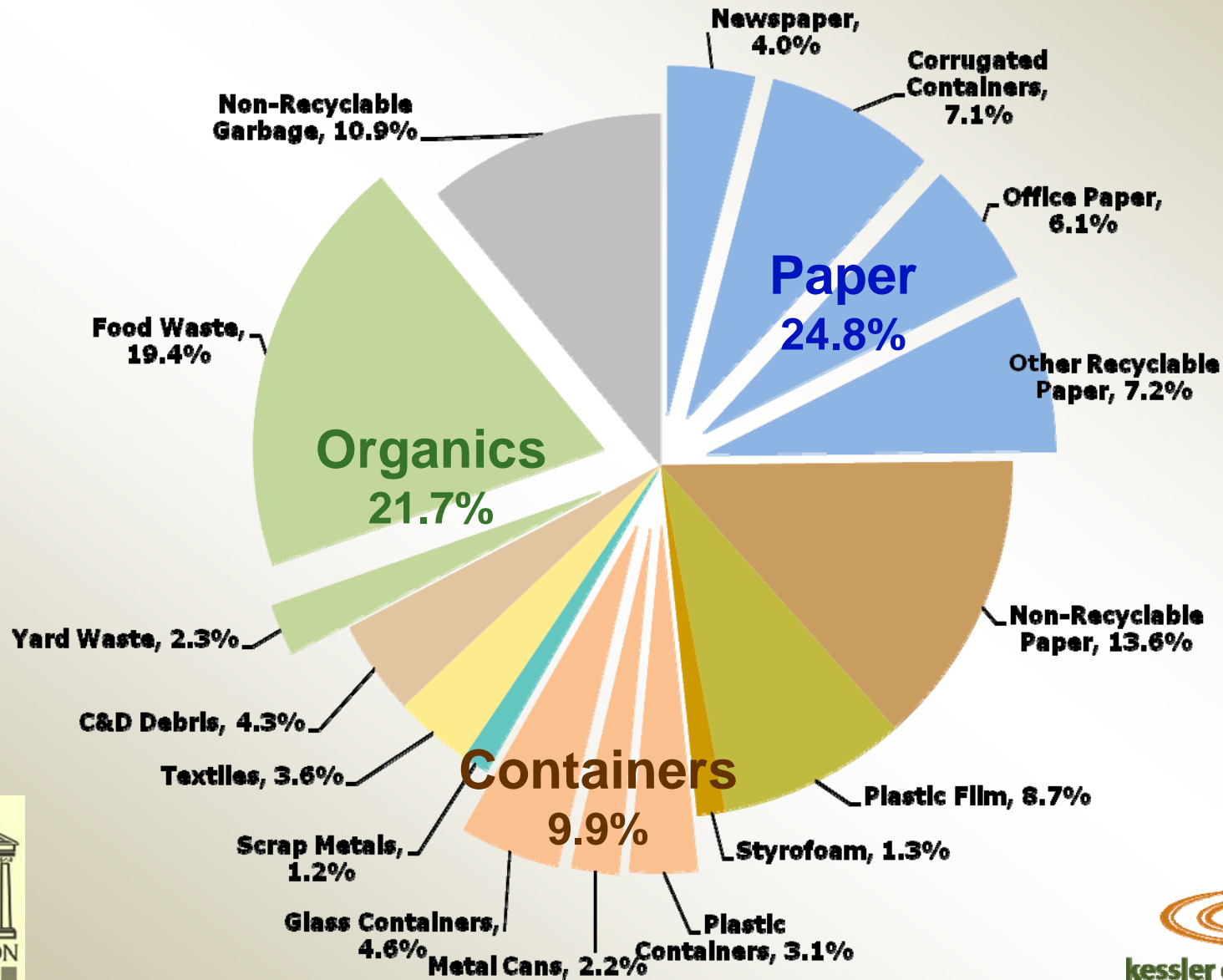
Accomplishments & Current Activities

■ Waste Composition Study

- Two-seasons: November 2009 and May 2010
- Purpose: To provide the County with useful information regarding the types and amounts of MSW currently disposed by defined generator sectors:
 - Residential
 - Commercial
 - Downtown Charleston



Countywide WCS Results



kessler consulting inc.
innovative waste solutions

Current Recycling Participation

■ Collection/Recycling

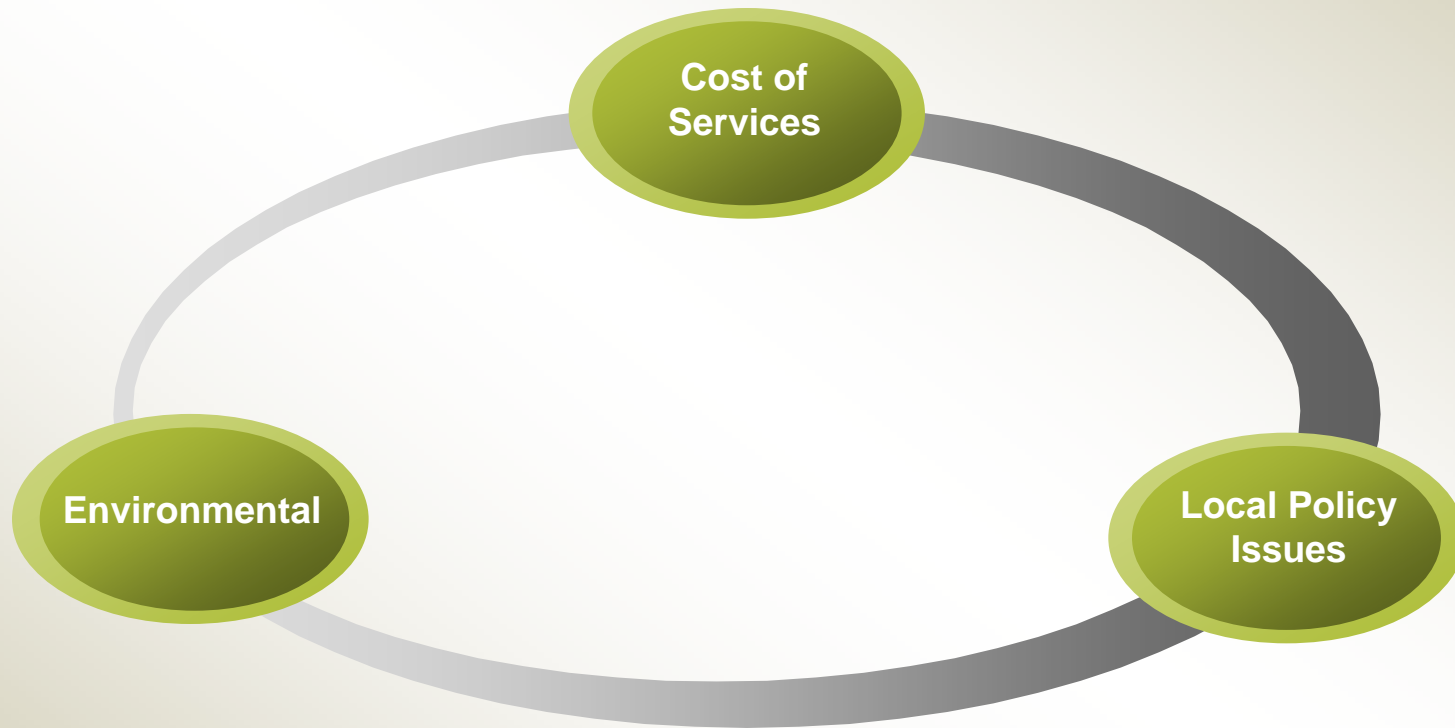
Charleston County Curbside Recycling Participation Rates	
	Averages
James Island & Folly Beach	43%
Johns Island	36%
Mt. Pleasant	43%
North Charleston	17%
Peninsula Charleston	35%
West Ashley	41%
Countywide	36%
Charleston County - Curbside Recycling Collection Metrics*	
Pounds per Household per Year:	236.2

**per 2 week collection cycle*

Average = October 2009 to June 2010



Green Integrated SW Plan



Green Integrated SW Plan

	Collection	Processing	Disposal
Existing	<ul style="list-style-type: none"> • Residential recycling 	<ul style="list-style-type: none"> • MRF • YW compost 	<ul style="list-style-type: none"> • Transfer • Landfill
Future Additions	<ul style="list-style-type: none"> • State-of-the-art system • Commercial recycling 	<ul style="list-style-type: none"> • Single-stream • Mixed waste • Organics composting 	<ul style="list-style-type: none"> • Landfill with flaring/gas recovery • Evaluate emerging WTE



Green Integrated SW Plan

- Right-size the Department
- Develop & Model ISWM Scenarios
- Demonstration Projects



Green Integrated SW Plan

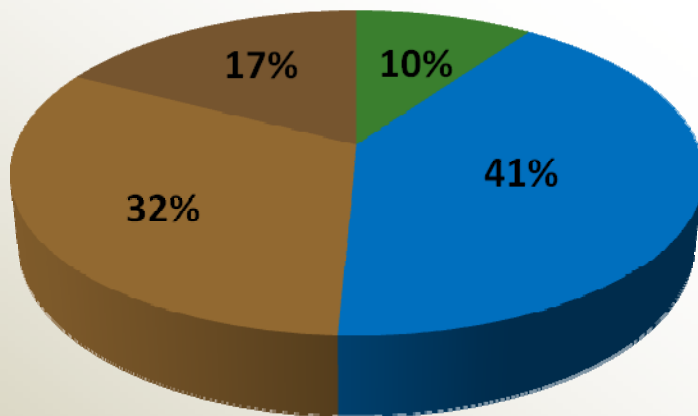
Future Activities

- Demonstration Projects
 - Single Stream
 - Commercial
 - Food Waste
 - Backyard Compost
 - Reuse/Swap Shops
- Expanded Recycling Programs
 - Single Family
 - Multi-Family
 - School
 - Government

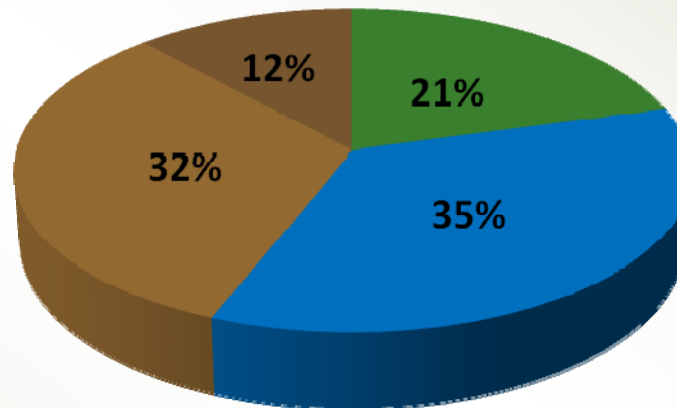


Waste Flow Comparison

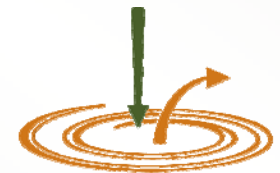
Past



Present

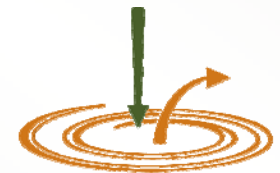
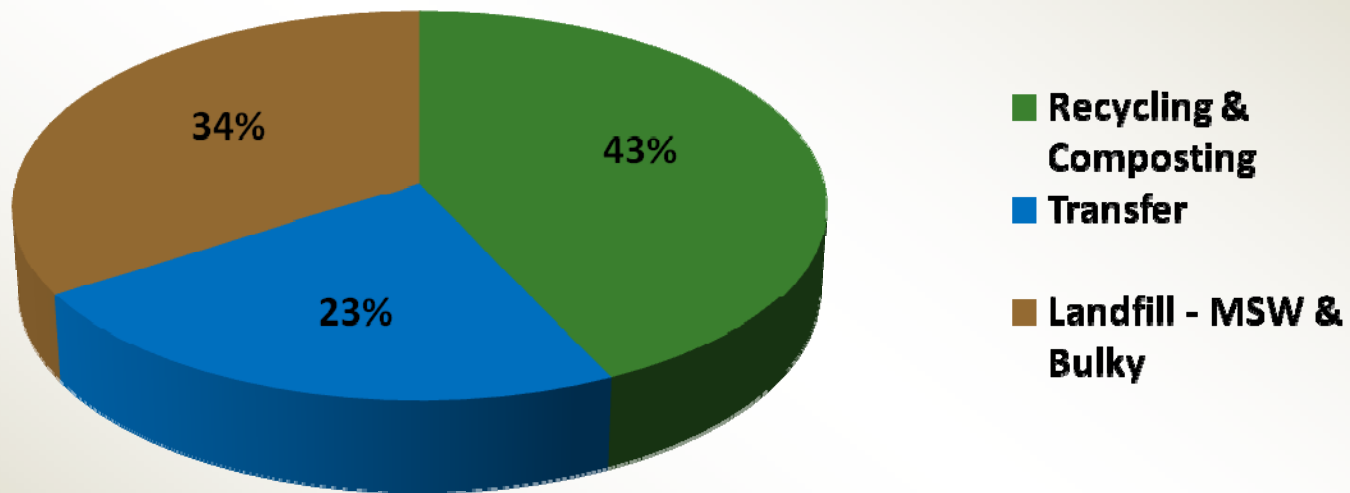


- Recycling & Composting
- Incineration
- Landfill - MSW
- Landfill - Bulky




kessler consulting inc.
innovative waste solutions

40% Recycling



Financial Results

- Council Authorizes One-Time \$25 User Fee Rebate
- Over \$4 Million Projected Savings for FY 2011



kessler consulting inc.
innovative waste solutions



**“Accept that
some days
you're the
pigeon and
some days
you're the
statue.”**

Roger C. Anderson

